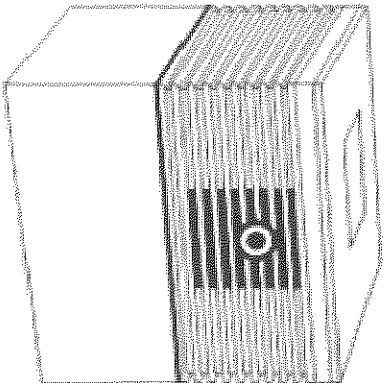


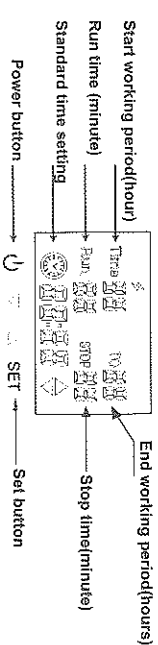
INSTRUCTION MANUAL

ESSENTIAL OIL DIFFUSER



ITEM NO: GA-T200

OPERATING METHOD



1. Put vertically the device, hold the main body of device.
2. Left hand lifting device, and take out the oil bottle with your right hand. Unscrew essential oil bottle cap, Put essential oil bottle into device essential oil tank along vertical direction, unscrew essential oil bottle anticlockwise, inversion and tilt are prohibited in the process, to avoid oil leakage causing equipment damage.
3. Connect adapter with device and it will be power on automatically, then LCD display shows standard time of Beijing (synchronization time with Internet). You can change it to local time in your own country.
4. Press power switch button, The device was turned off; Press power switch button again, LCD display lighting, enter the Settings state.

TIME SETTING

1. Press SET button, it goes into STANDARD TIME setting (08:30), the figure you can change from 00:00 to 24:00 by "▲" or "▼" button.
2. Press SET button to confirm STANDARD TIME hour setting, and goes into minutes setting (08:30), you can set from 00 to 59 minutes.

WARNING

Please read this manual carefully and keep it properly before use the machine. Do not lean or shake the device when it's full of essential oils, any incorrect operation will cause damage. Please always be caution when there is a child nearby. Thank you!

ACCESSORIES



SPECIFICATION

Model No.:	GA-T200	Oil Capacity:	200ml
Product Size:	L160 x W160 x H160 mm	Oil Consumption:	≤ 2.0ml/Hr
Voltage:	DC 12V±5%≤1A	Overall Power:	≤ 12W
Coverage:	about 600 m³	Noise:	≤ 40dB

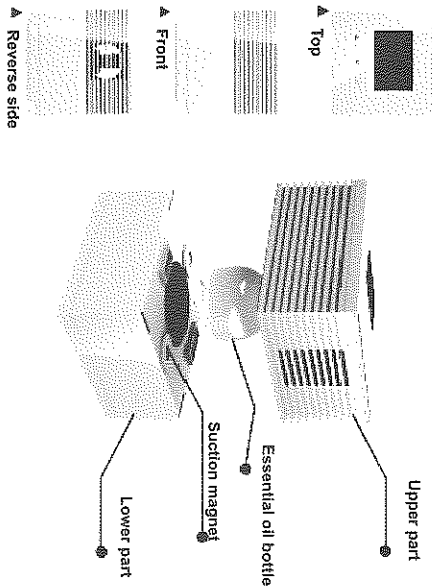
3. Press SET button, it goes into STRAT WORKING PERIOD time(hour) setting (09:00), the figure you can change from 00:00 to 24:00 by "▲" or "▼" button.
4. Press SET button to goes into RUN TIME setting, you can set 02 minutes, means continuously blow the mist out of device within next 2 minutes, you can set from 00 to 59 minutes.
5. Press SET button to start STOP TIME setting, you can set 08 minutes, means stop 8 minutes before re-start blowing again, you can set from 00 to 59 minutes.
6. Press SET button to goes into END WORKING PERIOD setting (hour) (18:00) the figure you can change from 00:00 to 24:00 by "▲" or "▼" button.
7. Time Setting complete, the device start working as per your wish.

NOTE: If the power source being suddenly shut down, just re-connect the A/C adapter, the diffuser machine will re-start working as per your last previous setting program. Press "▲" button shut off the device, Press "▼" turns on the device.

APPLICATION AREA

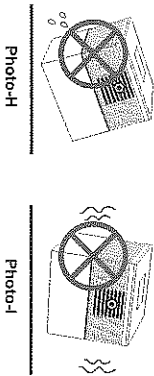
1. The hotel lobby / club
2. The home furnishing den / office / bedroom
3. Bathroom / KTV rooms / foot bath rooms / other places of consumption rooms
4. clothing chain / shopping malls / hall of bank / theater hall / star hotel / airport / and other public space

PRODUCT OUTLINE



ATTENTIONS

1. This device is only workable with fragrance oil, any damage caused by using other type of oil or water are at your own risk.
2. DO NOT lean or Shake the device when oil bottle is full, so as to avoid essential oil leakage. Otherwise, any pollution or damage caused inside PCB board are no longer in warranty.
3. Kind reminder: if you use the device in an airtight space or small room, please adjust appropriate working time, in case it makes you feel uncomfortable. An acceptable density of fragrance can bring you physical and spiritual pleasure.



WARRANTY

1. Within one year from the date of purchase. You can receive a free warranty service for any defective or damaged devices caused and confirmed by manufacturer.
2. Free replacement policy does not include those accessories and transport costs.
3. Warranty will not given in case of the following circumstances:
 - a. Damaged to be confirmed or caused by the end consumer
 - b. Use incorrectly, use low quality fragrance oil
 - c. Drop into water, use under abnormal voltage
 - d. Date exceed the warranty period.